

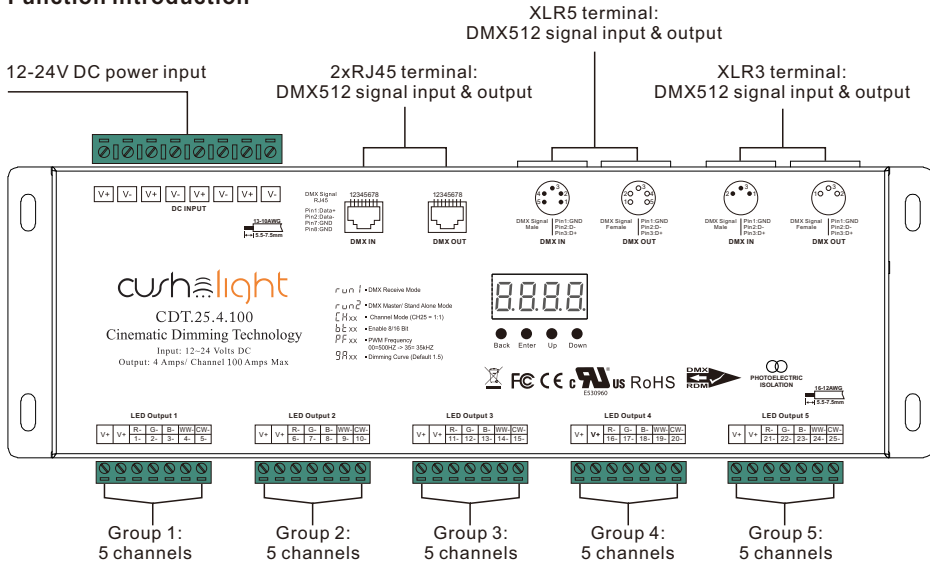


CDT.25.4.100 Cinematic Dimming Technology



Important: Read All Instructions Prior to Installation

Function introduction



Product Data

Input Voltage	Output Current	Output Power	Remarks	Size(LxWxH)
12-24VDC	25x4A	25x(48-96)W	Constant voltage	293.2X92.2X36mm

- Master & decoder mode, RDM function
- Metal housing, digital display to show data directly, easily to set and show DMX address.
- With multiple kinds of DMX in/out ports: RJ 45, XLR , pluggable terminal blocks.
- Total 25 PWM output channels, common anode.
- DMX channel quantity 1CH, 2CH, 3CH, 4CH, 5CH, 10CH, 15CH, 20CH, 25CH can be set.
- Output PWM frequency from 500HZ ~ 35K HZ settable.
- Output dimming curve gamma value from 0.1 ~ 9.9 settable.
- Decoding mode can be set.
- Galvanic isolation

Safety & Warnings

- DO NOT install with power applied to device.
- DO NOT expose the device to moisture.

Operation

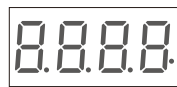
Before you do other settings, please set the device to be Master or Decoder mode.

run1 = DMX Decoder mode, **run2** = DMX Master mode(stand alone).

Keep on clicking Down button, to get run1 or run2, then click Enter, then click Down button to choose 1 or 2, then click Back button.

I. For run2 DMX Master mode: After set the device as run2 (Master mode), if keep on clicking Up button, you will find below menu on display:

8888 Means brightness for each output PWM channel. First 01 means PWM output channel 1 and it is selectable from 01 to 25 by clicking "UP" or "Down" button. Second 01 means brightness level, click "Enter" button, the display flashes, then click "UP" or "Down" button to select from 00-99-FL, which means 0%-99%-100% brightness, then click "Back" button to confirm.



8888 means chasing effects, total 4 effects selectable from 01-04. Click "Up" or "Down" button to select the menu, then click "Enter" button to enter into the effect, then click "Up" or "Down" button to select from 01-04.

CA01: Fade-up (0%-100%) and fade-down (100%-0%) of output 1, then output 2, output 3,, output 25, output 1,, cycling chasing

CA02: Fade-up (0%-100%) of output 1, then simultaneous fade-down (100%-0%) of output 1 and fade-up (0%-100%) of output 2, simultaneous down of output 2 and up of output 3,, simultaneous down of output 24 and up of output 25, simultaneous down of output 25 and up of output 1,, cycling chasing

CA03: Fade-up (0%-100%) of output 1, then output 2, output 3,, output 25, output 1,, cycling chasing

CA04: Fade-down (100%-0%) of output 1, then output 2, output 3,, output 25, output 1,, cycling chasing

5888 means chasing speed, it is selectable from 01-09, 01 is the slowest, 09 is the fastest.

II. For run1 DMX decoder mode: After set the device as run1 (Decoder mode), if keep on clicking Up button, you will find below menu on display:

8.XXX **DMX signal indicator** : When DMX signal input is detected, the indicator on the display following after **8** turns on red

8.XXX Means DMX address. factory default setting is 001.

88.XX Means DMX channels quantity. factory default setting is Ch25.

88.XX Means output PWM frequency. factory default setting is 25KHz.

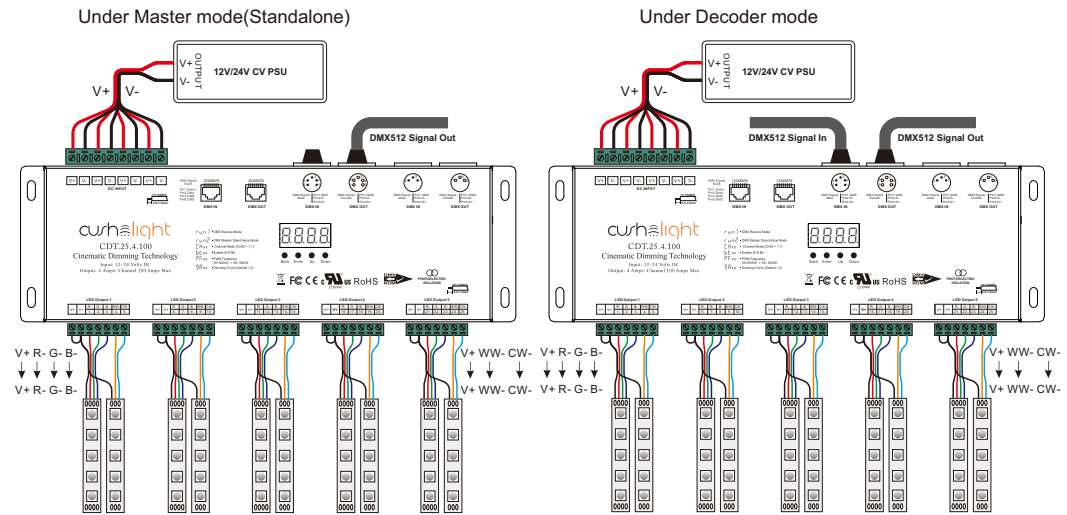
88.XX Means output dimming curve gamma value, factory default setting is ga1.5.

88.XX Means Decoding mode, factory default setting is dp1.1.

run1 Means the device at run1 mode (DMX decoder mode).

By holding button Back + Enter together at the same time over 5 seconds until the display go off, it will restore default settings .

Wiring diagram



1. DMX address setting:

Select menu **8 XXX** , click button "Enter", display flashes, then click or hold button "Up" / "Down" to set DMX address (click is slow, hold is fast.), then click button "Back" to confirm.

2. DMX channel quantity setting:

Select menu **8HXX** , click button "Enter", display flashes, then click button "Up" / "Down" to set DMX channel quantity , then click button "Back" to confirm.

For example the DMX address is already set as 001.

CH01=1 DMX address for all the output channels, which are all address 001.

CH02=2 DMX addresses, output channels 1, 3, 6, 8, 11, 13, 16, 18, 21, 23 are address 001, output channels 2, 4, 7, 9, 12, 14, 17, 19, 22, 24 are address 002. Output channels 5, 10, 15, 20, 25 are not controlled.

CH03=3 DMX addresses, output channels 1, 6, 11, 16, 21 are address 001, output channels 2, 7, 12, 17, 22 are address 002, output channels 3, 8, 13, 18, 23 are address 003. Output channels 4, 5, 9, 10, 14, 15, 19, 20, 24, 25 are not controlled.

CH04=4 DMX addresses, output channels 1, 6, 11, 16, 21 are address 001, output channels 2, 7, 12, 17, 22 are address 002, output channels 3, 8, 13, 18, 23 are address 003, output channels 4, 9, 14, 19, 24 are address 004. Output channels 5, 10, 15, 20, 25 are not controlled.

CH05=5 DMX addresses, output channels 1, 6, 11, 16, 21 are address 001, output channels 2, 7, 12, 17, 22 are address 002, output channels 3, 8, 13, 18, 23 are address 003, output channels 4, 9, 14, 19, 24 are address 004, output channels 5, 10, 15, 20, 25 are address 005.

CH10=10 DMX addresses, output channels 1,3 are address 001, output channels 2, 4 are address 002, output channels 6, 8 are address 003, output channels 7, 9 are address 004, output channels 11, 13 are address 005, output channels 12, 14 are address 006, output channels 16, 18 are address 007, output channels 17, 19 are address 008, output channels 21, 23 are address 009, output channels 22, 24 are address 010. Output channels 5, 10, 15, 20, 25 are not controlled.

CH15=15 DMX addresses, output channels 1, 2, 3 are addresses 001, 002, 003 respectively, output channels 6, 7, 8 are addresses 004, 005, 006 respectively, output channels 11, 12, 13 are addresses 007, 008, 009 respectively, output channels 16, 17, 18 are addresses 010, 011, 012 respectively, output channels 21, 22, 23 are addresses 013, 014, 015 respectively. Output channels 4, 5, 9, 10, 14, 15, 19, 20, 24, 25 are not controlled.

CH20=20 DMX addresses, output channels 1, 2, 3, 4 are addresses 001, 002, 003, 004 respectively, output channels 6, 7, 8, 9 are addresses 005, 006, 007, 008 respectively, output channels 11, 12, 13, 14 are addresses 009, 010, 011, 012 respectively, output channels 16, 17, 18, 19 are addresses 013, 014, 015, 016 respectively, output channels 21, 22, 23, 24 are addresses 017, 018, 019, 020 respectively. Output channels 5, 10, 15, 20, 25 are not controlled.

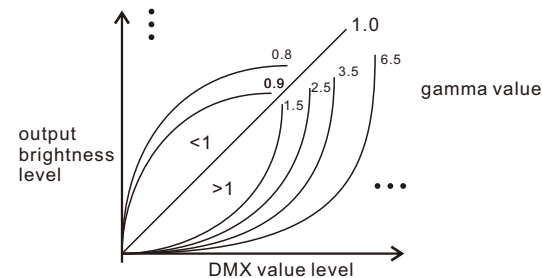
CH25=25 DMX addresses, outputs 1-25 are addresses 001-025 respectively.

3. Output PWM frequency setting:

Select menu **PFXX**, click button "Enter", display flashes, then click button "Up" / "Down" to choose 00~35, then click button "Back" to confirm. 00=500HZ, 01=1kHz, 02=2kHz.....25=25kHz, 35=35kHz.

4. Output dimming curve gamma value setting:

Select menu **gRXX**, click button "Enter", display flashes, then click or hold button "Up" / "Down" to choose 0.1~9.9, then click button "Back" to confirm.



5. DMX decoding mode setting:

Select menu **dPXX**, click button "Enter", display flashes, then click button "Up" / "Down" to choose the decoding mode, then click button "Back" to confirm. "dPxx" means the DMX address quantity used for control of corresponding PWM output channel quantity. 1st "x" is DMX address quantity, 2nd "x" is PWM channel quantity.

Fine dimming: the fine dimming effect can only be visible when the dimming curve gamma value is set lower than 1.4, and the lower the value is, the more visible the fine dimming effect will be.

DMX address is 001, CH01

DMX Console Slider number	dp1.1	dp2.1	dp2.2	dp3.1
DMX channel				
1	all output dimming	all output dimming	all output dimming	all output dimming
2		all output fine dimming	all output strobe effects	all output fine dimming
3				all output strobe effects

DMX address is 001, CH02

DMX Console Slider number	dp1.1	dp2.1	dp2.2	dp3.2	dp4.3
DMX channel					
1	output1,3,6,8,11,13,16,18,21,23dimming	output1,3,6,8,11,13,16,18,21,23dimming	output1-4,6-9,11-14,16-19,21-24dimming	output1-4,6-9,11-14,16-19,21-24dimming	output1-4,6-9,11-14,16-19,21-24dimming
2	output2,4,7,9,12,14,17,19,22,24dimming	output1,3,6,8,11,13,16,18,21,23fine dimming	output1+2,3+4,6+7,8+9,11+12,13+14,16+17,18+19,21+22,23+24color tuning	output1,3,6,8,11,13,16,18,21,23dimming	output1,3,6,8,11,13,16,18,21,23dimming
3		output2,4,7,9,12,14,17,19,22,24dimming		output2,4,7,9,12,14,17,19,22,24dimming	output2,4,7,9,12,14,17,19,22,24dimming
4		output2,4,7,9,12,14,17,19,22,24fine dimming			strobe effects

DMX address is 001, CH03

DMX Console Slider number	dp1.1	dp2.1	dp4.3	dp5.3
DMX channel				
1	output1,6,11,16,21dimming	output1,6,11,16,21dimming	output1-3,6-8,11-13,16-18,21-23dimming	output1-3,6-8,11-13,16-18,21-23dimming
2	output2,7,12,17,22dimming	output1,6,11,16,21fine dimming	output1,6,11,16,21dimming	output1,6,11,16,21dimming
3	output3,8,13,18,23dimming	output2,7,12,17,22dimming	output2,7,12,17,22dimming	output2,7,12,17,22dimming
4		output2,7,12,17,22fine dimming	output3,8,13,18,23dimming	output3,8,13,18,23dimming
5		output3,8,13,18,23dimming		strobe effects
6		output3,8,13,18,23fine dimming		

DMX address is 001, CH04

DMX Console Slider number	dp1.1	dp2.1	dp5.4	dp6.4
DMX channel				
1	output1,6,11,16,21dimming	output1,6,11,16,21dimming	output1-4,6-9,11-14,16-19,21-24dimming	output1-4,6-9,11-14,16-19,21-24dimming
2	output2,7,12,17,22dimming	output1,6,11,16,21fine dimming	output1,6,11,16,21dimming	output1,6,11,16,21dimming
3	output3,8,13,18,23dimming	output2,7,12,17,22dimming	output2,7,12,17,22dimming	output2,7,12,17,22dimming
4	output4,9,14,19,24dimming	output2,7,12,17,22fine dimming	output3,8,13,18,23dimming	output3,8,13,18,23dimming
5		output3,8,13,18,23dimming	output4,9,14,19,24dimming	output4,9,14,19,24dimming
6		output3,8,13,18,23fine dimming		strobe effects
7		output4,9,14,19,24dimming		
8		output4,9,14,19,24fine dimming		

DMX address is 001, CH05

DMX Console Slider number DMX channel	dp1.1	dp2.1	dp6.5	dp7.5
1	output1,6,11,16,21dimming	output1,6,11,16,21dimming	output1-25 dimming	output1-25 dimming
2	output2,7,12,17,22dimming	output1,6,11,16,21fine dimming	output1,6,11,16,21dimming	output1,6,11,16,21dimming
3	output3,8,13,18,23dimming	output2,7,12,17,22dimming	output2,7,12,17,22dimming	output2,7,12,17,22dimming
4	output4,9,14,19,24dimming	output2,7,12,17,22fine dimming	output3,8,13,18,23dimming	output3,8,13,18,23dimming
5	output5,10,15,20,25dimming	output3,8,13,18,23dimming	output4,9,14,19,24dimming	output4,9,14,19,24dimming
6		output3,8,13,18,23fine dimming	output5,10,15,20,25dimming	output5,10,15,20,25dimming
7		output4,9,14,19,24dimming		strobe effects
8		output4,9,14,19,24fine dimming		
9		output5,10,15,20,25dimming		
10		output5,10,15,20,25fine dimming		

DMX address is 001, CH10

DMX Console Slider number DMX channel	dp1.1	dp2.1
1	output 1,3 dimming	output 1,3 dimming
2	output 2,4 dimming	output 1,3 fine dimming
3	output 6,8 dimming	output 2,4 dimming
4	output 7,9 dimming	output 2,4 fine dimming
5	output 11,13 dimming	output 6,8 dimming
6	output 12,14 dimming	output 6,8 fine dimming
7	output 16,18 dimming	output 7,9 dimming
8	output 17,19 dimming	output 7,9 fine dimming
9	output 21,23 dimming	output 11,13 dimming
10	output 22,24 dimming	output 11,13 fine dimming
11		output 12,14 dimming
12		output 12,14 fine dimming
13		output 16,18 dimming
14		output 16,18 fine dimming
15		output 17,19 dimming
16		output 17,19 fine dimming
17		output 21,23 dimming
18		output 21,23 fine dimming
19		output 22,24 dimming
20		output 22,24 fine dimming

DMX address is 001, CH15

DMX Console Slider number DMX channel	dp1.1	dp2.1
1	output 1 dimming	output 1 dimming
2	output 2 dimming	output 1 fine dimming
3	output 3 dimming	output 2 dimming
4	output 6 dimming	output 2 fine dimming
5	output 7 dimming	output 3 dimming
6	output 8 dimming	output 3 fine dimming
7	output 11 dimming	output 6 dimming
8	output 12 dimming	output 6 fine dimming
9	output 13 dimming	output 7 dimming
10	output 16 dimming	output 7 fine dimming
11	output 17 dimming	output 8 dimming
12	output 18 dimming	output 8 fine dimming
13	output 21 dimming	output 11 dimming
14	output 22 dimming	output 11 fine dimming
15	output 23 dimming	output 12 dimming
16		output 12 fine dimming
17		output 13 dimming
18		output 13 fine dimming
19		output 16 dimming
20		output 16 fine dimming
21		output 17 dimming
22		output 17 fine dimming
23		output 18 dimming
24		output 18 fine dimming
25		output 21 dimming
26		output 21 fine dimming
27		output 22 dimming
28		output 22 fine dimming
29		output 23 dimming
30		output 23 fine dimming

DMX address is 001, CH20

DMX Console Slider number DMX channel	dp1.1	dp2.1
1	output 1 dimming	output 1 dimming
2	output 2 dimming	output 1 fine dimming
3	output 3 dimming	output 2 dimming
4	output 4 dimming	output 2 fine dimming
5	output 6 dimming	output 3 dimming
6	output 7 dimming	output 3 fine dimming
7	output 8 dimming	output 4 dimming
8	output 9 dimming	output 4 fine dimming
9	output 11 dimming	output 6 dimming
10	output 12 dimming	output 6 fine dimming
11	output 13 dimming	output 7 dimming
12	output 14 dimming	output 7 fine dimming
13	output 16 dimming	output 8 dimming
14	output 17 dimming	output 8 fine dimming
15	output 18 dimming	output 9 dimming
16	output 19 dimming	output 9 fine dimming
17	output 21 dimming	output 11 dimming
18	output 22 dimming	output 11 fine dimming
19	output 23 dimming	output 12 dimming
20	output 24 dimming	output 12 fine dimming
21		output 13 dimming
22		output 13 fine dimming
23		output 14 dimming
24		output 14 fine dimming
25		output 16 dimming
26		output 16 fine dimming
27		output 17 dimming
28		output 17 fine dimming
29		output 18 dimming
30		output 18 fine dimming
31		output 19 dimming
32		output 19 fine dimming
33		output 21 dimming
34		output 21 fine dimming
35		output 22 dimming
36		output 22 fine dimming
37		output 23 dimming
38		output 23 fine dimming
39		output 24 dimming
40		output 24 fine dimming

DMX address is 001, CH25

DMX Console Slider number DMX channel	dp1.1	dp2.1	dp2.2	dp3.2	dp4.2	dp4.3	dp5.3	dp5.4	dp6.4	dp6.5	dp7.5
1	output 1 dimming	output 1 dimming	output 1&2 dimming	output 1&2 dimming	output 1&2 dimming	output 1&2 &3 dimming	output 1&2 &3 dimming	output 1&2 &3&4 dimming	output 1&2 &3&4 dimming	output 1&2 &3&4&5 dimming	output 1&2 &3&4&5 dimming
2	output 2 dimming	output 1 fine dimming	adjust 1&2 color temperature	output 1 dimming	output 1 dimming	output 1 dimming	output 1 dimming	output 1 dimming	output 1 dimming	output 1 dimming	output 1 dimming
3	output 3 dimming	output 2 dimming	output 3&4 dimming	output 2 dimming	output 2 dimming	output 2 dimming	output 2 dimming	output 2 dimming	output 2 dimming	output 2 dimming	output 2 dimming
4	output 4 dimming	output 2 fine dimming	adjust 3&4 color temperature	output 3&4 dimming	output 3 dimming	strobe effects	output 3 dimming	output 3 dimming	output 3 dimming	output 3 dimming	output 3 dimming
5	output 5 dimming	output 3 dimming	output 6&7 dimming	output 3 dimming	output 3&4 &6 dimming	output 3&4 &6 dimming	strobe effects	output 4 dimming	output 4 dimming	output 4 dimming	output 4 dimming
6	output 6 dimming	output 3 fine dimming	adjust 6&7 color temperature	output 4 dimming	output 3 dimming	output 6 dimming	output 6&7 &8 dimming	output 6&7 &8 &9 dimming	strobe effects	output 5 dimming	output 5 dimming
7	output 7 dimming	output 4 dimming	output 8&9 dimming	output 6&7 dimming	output 4 dimming	output 7 dimming	output 6 dimming	output 6&7 &8 &9 dimming	output 6&7 &8 &9 dimming	output 6&7 &8 &9 dimming	strobe effects
8	output 8 dimming	output 4 fine dimming	adjust 8&9 color temperature	output 6 dimming	strobe effects	output 8 dimming	output 7 dimming	output 7 dimming	output 6 dimming	output 6 dimming	output 6&7 &8&9&10 dimming
9	output 9 dimming	output 5 dimming	output 11&12 dimming	output 7 dimming	output 6&7 &9 dimming	output 11&12 &13 dimming	output 8 dimming	output 8 dimming	output 7 dimming	output 7 dimming	output 6 dimming
10	output 10 dimming	output 5 fine dimming	adjust 11&12 color temperature	output 8&9 dimming	output 6 dimming	output 11 dimming	strobe effects	output 9 dimming	output 8 dimming	output 8 dimming	output 7 dimming
11	output 11 dimming	output 6 dimming	output 13&14 dimming	output 8 dimming	output 7 dimming	output 12 dimming	output 11&12&13 dimming	output 11&12&13 &14 dimming	output 9 dimming	output 9 dimming	output 8 dimming
12	output 12 dimming	output 6 fine dimming	adjust 13&14 color temperature	output 9 dimming	strobe effects	output 13 dimming	output 11 dimming	output 11 dimming	strobe effects	output 10 dimming	output 9 dimming
13	output 13 dimming	output 7 dimming	output 16&17 dimming	output 11&12 dimming	output 8&9 &12 dimming	output 16&17 &18 dimming	output 12 dimming	output 12 dimming	output 11&12&13 &14 dimming	output 11&12&13 &14&15 dimming	output 10 dimming
14	output 14 dimming	output 7 fine dimming	adjust 16&17 color temperature	output 11 dimming	output 8 dimming	output 16 dimming	output 13 dimming	output 13 dimming	output 11 dimming	output 6 dimming	strobe effects
15	output 15 dimming	output 8 dimming	output 18&19 dimming	output 12 dimming	output 9 dimming	output 17 dimming	strobe effects	output 14 dimming	output 12 dimming	output 12 dimming	output 11&12&13 &14&15 dimming
16	output 16 dimming	output 8 fine dimming	adjust 18&19 color temperature	output 13&14 dimming	strobe effects	output 18 dimming	output 16&17 &18 dimming	output 16&17&18 &19 dimming	output 13 dimming	output 13 dimming	output 11 dimming
17	output 17 dimming	output 9 dimming	output 21&22 dimming	output 13 dimming	output 11&12 &15 dimming	output 21&22 &23 dimming	output 16 dimming	output 16 dimming	output 14 dimming	output 14 dimming	output 12 dimming
18	output 18 dimming	output 9 fine dimming	adjust 21&22 color temperature	output 14 dimming	output 11 dimming	output 21 dimming	output 17 dimming	output 17 dimming	strobe effects	output 15 dimming	output 13 dimming
19	output 19 dimming	output 10 dimming	output 23&24 dimming	output 16&17 dimming	output 12 dimming	output 22 dimming	output 18 dimming	output 18 dimming	output 16&17&18 &19 dimming	output 16&17&18 &19&20 dimming	output 14 dimming
20	output 20 dimming	output 10 fine dimming	adjust 23&24 color temperature	output 16 dimming	strobe effects	output 23 dimming	strobe effects	output 19 dimming	output 16 dimming	output 16 dimming	output 15 dimming
21	output 21 dimming	output 11 dimming	output 17 dimming	output 17 dimming	output 13&14 &18 dimming	output 21&22 &23 dimming	output 21&22 &23 dimming	output 21&22&23 &24 dimming	output 17 dimming	output 17 dimming	strobe effects
22	output 22 dimming	output 11 fine dimming	output 18&19 dimming	output 13 dimming	output 13 dimming	output 21 dimming	output 21 dimming	output 21 dimming	output 18 dimming	output 18 dimming	output 16&17&18 &19&20 dimming
23	output 23 dimming	output 12 dimming	output 18 dimming	output 14 dimming	output 14 dimming	output 22 dimming	output 22 dimming	output 22 dimming	output 19 dimming	output 19 dimming	output 16 dimming
24	output 24 dimming	output 12 fine dimming	output 19 dimming	strobe effects	output 23 dimming	output 23 dimming	output 23 dimming	output 23 dimming	strobe effects	output 20 dimming	output 17 dimming
25	output 25 dimming	output 13 dimming	output 21&22 dimming	output 21&22 dimming	output 16&17 &21 dimming	strobe effects	strobe effects	output 24 dimming	output 21&22&23 &24 dimming	output 21&22&23 &24&25 dimming	output 18 dimming
26	output 13 fine dimming	output 13 dimming	output 21 dimming	output 21 dimming	output 16 dimming			output 21 dimming	output 21 dimming	output 21 dimming	output 19 dimming
27	output 14 dimming	output 14 dimming	output 22 dimming	output 22 dimming	output 17 dimming			output 22 dimming	output 22 dimming	output 22 dimming	output 20 dimming
28	output 14 fine dimming	output 14 dimming	output 23&24 dimming	strobe effects	output 23 dimming			output 23 dimming	output 23 dimming	output 23 dimming	strobe effects
29	output 15 dimming	output 15 dimming	output 23 dimming	output 18&19 dimming	output 18 dimming			output 24 dimming	output 24 dimming	output 24 dimming	output 21&22&23 &24&25 dimming
30	output 15 fine dimming	output 15 dimming	output 24 dimming	output 18 dimming	output 19 dimming			strobe effects	output 25 dimming	output 21 dimming	output 21 dimming
31	output 16 dimming	output 16 dimming	output 19 dimming	strobe effects	output 19 dimming					output 22 dimming	output 22 dimming
32	output 16 fine dimming	output 16 dimming	strobe effects	output 21&22 dimming						output 23 dimming	output 23 dimming
33	output 17 dimming	output 17 dimming	output 21&22 dimming	output 21 dimming						output 24 dimming	output 24 dimming
34	output 17 fine dimming	output 17 dimming	output 21 dimming	output 21 dimming						output 25 dimming	output 25 dimming
35	output 18 dimming	output 18 dimming	output 22 dimming	strobe effects							strobe effects
36	output 18 fine dimming	output 18 dimming	strobe effects	output 23&24 dimming							
37	output 19 dimming	output 19 dimming	output 23 dimming	output 23 dimming							
38	output 19 fine dimming	output 19 dimming	output 24 dimming	output 24 dimming							
39	output 20 dimming	output 20 dimming	strobe effects								
40	output 20 fine dimming	output 20 dimming	strobe effects								
41	output 21 dimming	output 21 dimming									
42	output 21 fine dimming	output 21 dimming									
43	output 22 dimming	output 22 dimming									
44	output 22 fine dimming	output 22 dimming									
45	output 23 dimming	output 23 dimming									
46	output 23 fine dimming	output 23 dimming									
47	output 24 dimming	output 24 dimming									
48	output 24 fine dimming	output 24 dimming									
49	output 25 dimming	output 25 dimming									
50	output 25 fine dimming	output 25 dimming									

The supported RDM PIDs are as follows:

DISC_UNIQUE_BRANCH
DISC_MUTE
DISC_UN_MUTE
DEVICE_INFO
DMX_START_ADDRESS
IDENTIFY_DEVICE
SOFTWARE_VERSION_LABEL
DMX_PERSONALITY
DMX_PERSONALITY_DESCRIPTION
SLOT_INFO
SLOT_DESCRIPTION
MANUFACTURER_LABEL
SUPPORTED_PARAMETERS
MODULATION_FREQUENCY
MODULATION_FREQUENCY_DESCRIPTION
CURVE
CURVE_DESCRIPTION

The data definitions for strobe channel are as follows:

{0, 7},//undefined
{8, 65},//slow strobe-->fast strobe
{66, 71},//undefined
{72, 127},//slow push fast close
{128, 133},//undefined
{134, 189},//slow close fast push
{190, 195},//undefined
{196, 250},//random strobe
{251, 255},//undefined

RDM Discovery Indication:

When using RDM to discover the device, the digital display will flash and the connected lights will also flash at the same frequency to indicate. Once the display stops flashing, the connected light also stops flashing.

Restore to Factory Default Setting

Press and hold down both "Back" and "Enter" keys until the digital display turns off, then release the keys, system will reset and the digital display will turn on again, all settings will be restored to factory default.
Default settings are as follows:
DMX Address Code: a001
DMX Address Quantity: SW1=0: ch25, SW1=1: ch01
PWM Resolution Mode: bt16
PWM Frequency: pf25
Gamma: ga1.5
Decoding Mode: dp1.1